



Porta EXTREME RC3

ENTRANCE DOOR,
AVAILABLE IN ANTI-BURGLERY VERSION RC3*



Porta EXTREME RC3



RC3* entrance door, available in anti-burglary version, intended for buildings.
Available in a broad range of sheet metal covering with wood grain laminate coating.



2 ANTI-BURGLARY HOOKS



STRIP LOCK
Winkhaus multipoint hook-bolt lock



STEEL THRESHOLD



DOOR LEAF THICKNESS 49 MM



4 ANTI-BURGLARY BOLTS



EYEHOLE



2 INTERNAL HINGES



3 THREE-PIECE HINGES



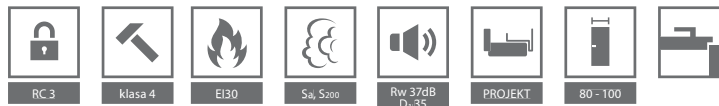
ANGULAR METAL FRAME
100 wide



ADJUSTABLE PORTA SYSTEM



PROJEKT FRAME



EXTREME DOORS ARE AVAILABLE IN TWO TYPES:

TYPE I

- RC3 class in accordance with PN EN 1627-2012
- acoustic insulation class R_w 37 dB

TYPE II

- features of I type doors
- fire resistance EI30
- smoke resistance – S_a, S_{200}

DOOR LEAF

- Rebated door leaf whose insulation is a special 5-layer construction in the frame of glued coniferous timber. The entire structure is covered with high density fibreboard (HDF). Two or three reinforced internal hinges. Hook lock with the Winkhaus STV clamping mechanism.

DOOR FRAMES

- Angular, metal frame, 100 mm wide. Made of 1.5 mm sheet metal, zinc-coated on both sides. Equipped with fire-resistant seal, eight mounting dowels and a metal threshold of stainless steel (120 mm).
- Door frame PROJEKT
- The door frame Projekt PREMIUM is available along with the Documentation of the Admission for Individual Use-processing: Department of Contracts.
- Adjustable and reinforced door frame Porta SYSTEM, angle strip 80 mm wide.

ACCESSORIES IN DOOR PRICE

- Strip lock with the Winkhaus STV clamping mechanism.
- Anti-burglary insert
- Handle with anti-burglary escutcheon plate (Safe)
- Two (metal door frame) or three (reinforced PS door frame) internal hinges in silver
- Four interlocking door bolts
- In addition, type II – high-temperature expanding seal on the rim of the door leaf (except for the lower edge)
- The door frame is equipped with a metal threshold of stainless steel and reinforcement for self-closer

COMMENTS

- National Technical Assessment no. ITB-KOT 2017/0007
- In order to fulfill the conditions of construction law regarding doors with fire insulation and/or smoke resistance, a self-closer must be applied.
- Fire-rated doors must be equipped with escutcheon plate and handle with steel core.
- If you decide to use any other hardware than the one offered by PORTA, you should follow the guidelines set out in the warranty card.

COLOURS


SELECT NATURAL VENEER ★★★★★☆



NATURAL VENEER OAK, ASH, WALNUT ★★★★★☆




SATIN NATURAL VENEER ★★★★★☆



CPL HQ 0,2 VENEER ★★★★★☆



PVC VENEER ★★★★★☆



GLADSTONE ★★★★★★



CPL HQ 0,2 VENEER ★★★★★★

