



# INSPIRATION CATALOGUE

OPEN UP TO POSSIBILITIES

WHITE DOORS  
INTERIOR DESIGN TREND

DETAIL MATTERS

DO YOU PLAN A RENOVATION  
– BE INSPIRED!







Doors in white or in light wood shades are ideal base for the Scandinavian style



# TABLE OF CONTENTS

Do you like unexpected solutions? Choose a modern style.



5 ..... **Inspired by NATURE** / Scandinavian style

9 ..... **MODERN** / contrasts

17 ..... Timeless **CLASSICS**

23 ..... **OPEN UP FOR MORE** / individually



Classic style is always trendy



Express your individualism. Design your door!



THE ADVANTAGE  
▶ OF DOORS IN THE  
SHADES OF WHITE  
IS A POSSIBILITY TO  
VISUALLY CHANGE  
HIS COLOUR BY  
ADDING EXPRESSIVE  
ACCESSORIES.



# Inspired by NATURE

## / light wood

**SCANDINAVIAN STYLE** is one of the directions in interior design, its main feature is the economy of form. It is valued for its simplicity and functionality, it works well in both large apartments and very small flats. It optically enlarges small interiors and adds to their spaciousness, a combination of white colour and natural wood makes interiors more cozy.

**Porta KONCEPT model A.9**  
colour Portasynchro 3D / Norwegian Pine

This is a solution that is both simple and elegant. Subtle glazing allowing enough light into interior add extra charm. Thanks to the use of tempered glass the door is also safe.



model K.3



model C.6



model H.4

models  
selected  
from the collection

**Porta KONCEPT**  
colour Portasynchro 3D /  
Norwegian Pine

### Porta KONCEPT

Ask the seller for the best price offer - see contact details on the back of the catalogue.

SEE ALL COLOURS AVAILABLE FOR THIS COLLECTION ON PAGES 28-29 ▶  
SEE MORE MODELS FROM THIS COLLECTION ON PAGES 29-23 ▶





▶ DO YOU WISH TO STOP THE TIME IN YOUR LIVING ROOM? CHOOSE LIGHT COLOURS AND TIMELESSNESS WHEN YOU DESIGN IT.

**Porta BALANCE** model A.0  
colour Portasynchro 3D / Wenge White

This model provides a perfect balance between newest design trends and timeless elegance. The simple design of this collection will fit to virtually any interior.

## Porta BALANCE

Ask the seller for the best price offer – see contact details on the back of the catalogue.

models selected from the collection  
**Porta BALANCE**  
colour Portasynchro 3D / Wenge White



model B.0



model A.1



model C.5



# Inspired by NATURE

## / Scandinavian style



**Porta HARMONY model A.0**  
colour Perfect 3D / Scandinavian Oak  
Classic design and a unique veneers of Harmony collection perfectly fit the Scandinavian trend, where white, beige and gray are the dominant colors.

models  
selected  
from the collection

### Porta HARMONY

colour Portaperfect 3D /  
Scandinavian Oak



model A.1



model B.0



model C.2

### Porta HARMONY

Ask the seller for the best price offer - see  
contact details on the back of the catalog.

SEE ALL COLOURS AVAILABLE FOR THIS COLLECTION ON PAGES 28-29 ▶  
SEE MORE MODELS FROM THIS COLLECTION ON PAGES 24-27 ▶


▶ **WHITE DOOR**  
IS A PERFECT  
ADDITION TO  
MODERN STYLE  
INTERIORS





# MODERN / in style

Modern interiors are spacious and are characterised by the use of industrial accessories and contrasts in a variety of **COLOURS, MATERIALS and TEXTURES**, as well as the use of large amount of light. This kind of interiors is perfect for people who love city life.



**Porta FOCUS model 4.A**  
colour Portadecor / White  
The FOCUS door leaf offers plenty of elements that visually enlarge the space: light surfaces will reflect light, and the vertical glass panel will optically extend a door leaf's height and add some delicacy to a wall.



models  
selected  
from the collection  
**Porta FOCUS**  
colour Portadecor /  
White



model 4.B



model 4.A

A VERTICAL GLASS PANEL  
IN THE DOOR LEAF IS A PERFECT SOLUTION  
FOR MODERN INTERIORS.

## Porta FOCUS

Ask the seller for the best price offer - see contact details on the back of the catalogue.

SEE ALL COLOURS AVAILABLE FOR THIS COLLECTION ON PAGES 28-29 ▶  
SEE MORE MODELS FROM THIS COLLECTION ON PAGES 24-27 ▶

Maybe you have your own idea for a door?

**Design the pattern of milling on doors.**

**Choose your favourite colour from the RAL range.**



A milling pattern  
created by dad  
of little **EMILY**  
who discovers  
the world

**Porta VECTOR  
Premium**

individual milling pattern  
requires a valuation  
performed by Porta  
Contract Department

# MODERN

/ up with an idea



**Porta VECTOR Premium model T**  
colour Premium Varnish / White

VECTOR Premium collection is a perfect solution for those who want to combine modernity with tradition in their interiors, creating their unforgettable atmosphere. Premium White varnish, dedicated to the collection, makes the surface very smooth and perfectly covered and thanks to a thicker varnish layer the quality of door is really high.

models  
selected  
from the collection

## Porta VECTOR Premium

Premium Varnish / White




model L



model O



model X



**MILLING  
IN DETAIL**

## Porta VECTOR Premium

Ask the seller for the best price offer - see contact details on the back of the catalogue.

SEE ALL COLOURS AVAILABLE FOR THIS COLLECTION ON PAGES 28-29 ▶  
SEE MORE MODELS FROM THIS COLLECTION ON PAGES 24-27 ▶





▶ WHITE COLOUR CREATES THE ATMOSPHERE OF ORDER AND HARMONY. IT PERFECTLY FITS WITH ANY OTHER COLOUR AND SOMETIMES EVEN EMPHASISES ITS INTENSITY. WHITE INTERIORS CAN BE COMPLETELY TRANSFORMED IN AN EASY WAY JUST BY ADDING A COUPLE OF DECORATIVE ELEMENTS.

models  
selected  
from the collection  
**Porta VECTOR Premium**  
Premium Varnish / White



model E



model U

**Porta VECTOR Premium model V**  
Premium Varnish/White

Door Leaf Porta VECTOR Premium, model V, combines modern design with classic milling patterns. It is the perfect choice for lovers of both elegant and modern interiors.


**Porta VECTOR Premium**

Ask the seller for the best price offer – see contact details on the back of the catalogue.



# MODERN

## / detail in zoom



### Porta FORM Premium model D Premium Varnish/White

Porta FORM Collection is a bold, futuristic proposal for industrial interiors. Glossy, metallic elements such as silver marquetry and original patterns, e.g. in the form of milled trims, perfectly fit into modern design.

models  
selected  
from the collection

### Porta FORM Premium

Premium Varnish / White



model A




model B



model C



model E



### Porta FORM Premium

Ask the seller for the best price offer – see contact details on the back of the catalogue.

SEE ALL COLOURS AVAILABLE FOR THIS COLLECTION ON PAGES 28-29 ▶  
SEE MORE MODELS FROM THIS COLLECTION ON PAGES 24-27 ▶



▶ LESS MEANS MORE – WHITE DOORS PROVIDE THE FEELING OF SPACE AND FREEDOM. SIMPLE ACCESSORIES AND LOW AMOUNT OF DETAILS ENLARGE EVERY ROOM, ESPECIALLY IF IT IS DESIGNED IN LIGHT COLOURS.

models  
selected  
from the collection

### Porta DESIRE

colour Acrylic Paint UV /  
Classical White



model 1




model 2, milling



model 3, marquetry

#### Porta DESIRE model 4 colour Acrylic Paint UV / Classical White

Desire 4 door leaf has been created for modern and industrial interiors. Its simple design perfectly matches the minimalist concept of white space and silver inlays emphasise its originality.



### Porta DESIRE

Ask the seller for the best price offer – see contact details on the back of the catalogue.



# MODERN

## / detail in zoom



**Porta LINE model D.1**  
colour Portadecor / White

If you like industrial or minimalist designs and high quality, then model D.1 from Line collection is exactly what you are looking for. The elegant, silver inlays at the top and bottom of the door leaf are designed to emphasise its futuristic character.



SILVER INLAYS IN DOOR LEAF WILL PERFECTLY FIT INTO THE STYLE OF INTERIORS IN WHICH METAL DECORATION ELEMENTS, E.G. ELEMENTS OF FURNITURE, HAS BEEN USED.



models  
selected  
from the collection

**Porta LINE**  
colour Portadecor / White

**Porta LINE**

Ask the seller for the best price offer – see contact details on the back of the catalogue.

▶ CLASSIC INTERIOR IS  
NOT ONLY ELEGANT  
BUT ALSO TIMELESS.



# CLASSICS

## / timeless design

**CLASSIC STYLE** is a symbol of sophistication, elegance and luxury. It is one of the most important trends in interior design. Its constant elements are: decorativeness and stylised accessories as well as unpretentiousness. This style certainly attracts attention. Classic trend doesn't need big spaces. The use of light, pastel colours will make a small room, kitchen or bathroom seem more spacious. Mirrors used in various places of the flat will work similarly.

**Porta GRANDE model B.0**  
colour Acrylic Paint UV / Classical White

The doors from Porta GRANDE collection are a synonym of subtle elegance. Grande D.0 model will fit perfectly to intense and fancy elements of decoration of your tasteful apartment.



ADDITIONAL PANEL  
MAKES THE DOOR  
LOOK OPTICALLY  
LONGER AND GIVES  
THEM A UNIQUE  
CHARACTER.



models  
selected  
from the collection

**Porta GRANDE**  
colour Acrylic Paint UV /  
Classical White

**Choose your favourite door colour from the RAL range**

**Porta GRANDE**

Ask the seller for the best price offer – see contact details on the back of the catalogue.





▶ A MIRROR IN DOOR IS WELL-SUITED FOR SMALL ROOMS. IT ADDITIONALLY ENLARGES AND LIGHTS UP THE INTERIOR.

Porta GRANDE A1 with mirror  
colour Acrylic Paint UV /  
Classical White



Door  
with mirror  
a practical  
solution  
for your home



**Porta Grande with mirror**  
Ask the seller for the best price offer – see  
contact details on the back of the catalogue.

# CLASSICS / elegance



## Porta INSPIRE model A.0 Porta Synchro / Norwegian Pine

If you choose a classic door leaf, select the Inspire A.0 design, which will emphasise the style of your house. Appropriately selected light veneer that imitates wood grain and unpretentious design will look perfectly in an elegant interior.



model B.2

model A.1

model C.4

models  
selected  
from the collection

## Porta INSPIRE

colour Portasynchro 3D /  
Norwegian Pine

## Porta INSPIRE

Ask the seller for the best price offer – see  
contact details on the back of the catalogue.

SEE ALL COLOURS AVAILABLE FOR THIS COLLECTION ON PAGES 28-29 ▶  
SEE MORE MODELS FROM THIS COLLECTION ON PAGES 29-23 ▶



▶ THANKS TO THE USE OF PREMIUM VARNISH, YOU CAN ENJOY TOP QUALITY WHITENESS FOR MANY YEARS TO COME. IN ADDITION, WHITE IS SUCH A VERSATILE COLOUR THAT IT WILL NEVER GO OUT OF STYLE

**Porta SKANDIA B.0**  
Premium Varnish/White

SKANDIA door leaves are a solution that combines elegance and romanticism with a stylish design. Perfectly smooth surface of the door leaves is a proof that we pay particular attention to a high-quality finish of our products.

**Porta Skandia**  
**PREMIUM**

Ask the seller for the best price offer – see contact details on the back of the catalogue.



**Whiteness**  
of the highest  
quality



# CLASSICS

## / detail in zoom



### Porta SKANDIA Premium model A.0 Premium Varnish/White

The collection is an ideal reflection of the classical trend, which emphasizes simplicity and functionality. The leaves are a perfect match for both bright, mellow interiors and the more vivid interiors, featuring pastel décor elements.



### Porta SKANDIA Premium

Premium Varnish / White

model A.0

### Porta SKANDIA Premium

Ask the seller for the best price offer – see contact details on the back of the catalogue.



► MIX & MATCH - EXPRESS YOURSELF AND SHOW YOUR INTERESTS BY YOUR OWN COMBINATION OF DOOR LEAF WITH A DOOR FRAME.

## COLOUR MIX

### Looking for original solutions?

Colour mix means custom possibilities in the standard offer addressed to customers who appreciate individuality and originality.



COMBINATION OF FURNITURE COLOURS AND MATERIALS



# OPEN UP FOR MORE

/ individually



1. Porta LEVEL, model A.0,  
Portasynchro 3D / Ash Capri 1  
+ Level door frame, Decor White



2. Porta VECTOR, model T,  
White Varnish Premium + Level door frame,  
Portasynchro 3D / Ash Capri 1



3. Porta LEVEL, model A.0,  
Portasynchro3D / Ash Capri 1  
+ Porta SYSTEM door frame, CPL 0,2 - Anthracite



4. CPL veneered, model 1.1,  
CPL 0,2 / Concrete Light  
+ Porta SYSTEM door frame,  
CPL 0,2 / Concrete Dark



5. Porta VECTOR, model E,  
White Varnish Premium  
+ Porta SYSTEM door frame,  
CPL 0,2 / Grey Euroinvest



6. Porta VECTOR, model I  
+ Porta SYSTEM door frame  
CPL 0,2 / Walnut Modena 1



## Porta KONCEPT

colour Portasynchro 3D /  
Norwegian Pine



model A.0



model A.9



model C.0



model C.2



model C.6



model H.4



model K.1



model K.3

Available veneers: Portadecor, Portasynchro 3D, Portacortex, Super Matt, Portadur, Portaperfect 3D

## Porta BALANCE

colour Portasynchro 3D /  
Wenge White



model A.0



model A.1



model A.2



model B.0



model B.1



model C.0



model C.1



model C.5

Available veneers: Portasynchro 3D, Portaperfect 3D

# CHOOSE A MODEL

## Porta HARMONY

colour Portaperfect 3D /  
Scandinavian Oak



model A.0



model A.1



model B.0



model B.1



model B.2



model C.0



model C.1



model C.3

Available veneers: Portasynchro 3D, Portaperfect 3D

## Porta INSPIRE

colour Portasynchro 3D /  
Norwegian Pine



model A.0



model A.1



model B.0



model B.1



model B.3



model C.0



model C.2



model C.4

Available veneers: Portasynchro 3D, Portaperfect 3D, Super Matt

## Porta FORM Premium

Premium Varnish /  
White



model 1



model 2



model 3



model 4



model 5

Available veneers: Premium Varnish

## Porta SKANDIA Premium

Premium Varnish /  
White



model A.0



model B.0

## Porta VECTOR Premium

Premium Varnish /  
White



model A



model C



model E



model U



model V



model W



model 4.A



model 4.B

Available veneers: Premium Varnish

## Porta FOCUS Premium

Premium Varnish /  
White



model 4.A



model 4.B



# CHOOSE A MODEL

## Porta LINE

colour Portadecor /  
White



model A.1



model B.1



model C.1



model D.1



model E.1



model F.1



model G.1



model H.1

Available veneers: Portadecor, Portasynchro 3D, Portadur, Portaperfect 3D, CPL HQ 02

## Porta GRANDE

colour Acrylic Paint UV /  
Classical White



model A.0



model A.1



model B.0



model B.1



model B.3



model C.0



model D.0



model E.0

Available veneers: Acrylic Paint UV

### Premium Veneer



White UBI

### Super Matt Veneer




White SBI

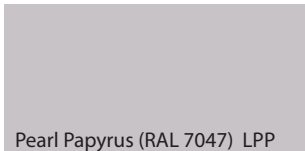
### Acrylic Paint UV



Classical White (RAL 9016) LBV



Ivory (RAL 9010) LKS

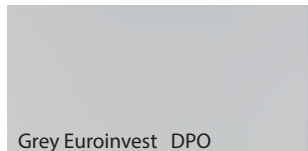


Pearl Papyrus (RAL 7047) LPP


### Portadecor Veneer




White DBI




Grey Euroinvest DPO



Beech Bavaria DUV



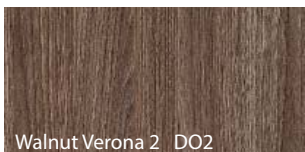
Cherry DWI



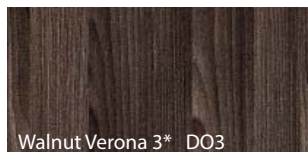
White Walnut DOB




Wenge DNG



Walnut Verona 2 DO2




Walnut Verona 3\* DO3




Walnut DOR

\*as long as stocks last

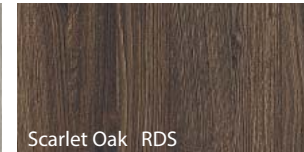
### Portasynchro 3D Veneer



Honey Acacia RAM



Silver Acacia RAS




Scarlet Oak RDS



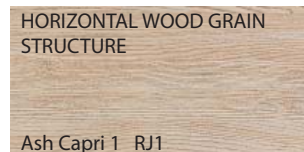
Dark Oak RDC



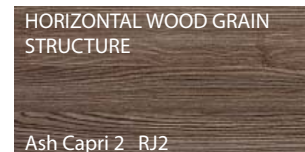
Norwegian Pine RSN



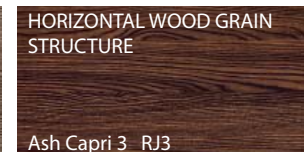
Wenge White RNS



Ash Capri 1 RJ1




Ash Capri 2 RJ2




Ash Capri 3 RJ3


### Portacortex Veneer



Bark 1 CR1



Bark 2\* CR2




Bark 3 CR3

# CHOOSE A COLOUR

## CPL HQ 0,2 Veneer



## Portaperfect 3D Veneer



## Portadur Veneer



\* as long as stocks in horizontal-vertical wood grain structure last

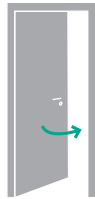


# Selection of the door may emphasise or even decide on the character of the interior.

We have some practical advice for you.



LEFT DOOR LEAF



RIGHT DOOR LEAF

## Choose the door side and decide how will it open

- How to distinguish between “left” and “right” doors?
  - Stand in front of the door, so that the door leaf opens “towards you”.
  - If the hinges are located on the left side - then the door leaf is “left”, when hinges are located on the right side - the door leaf is “right”.
- Take into account the general principles when planning:
  - in small rooms doors should open outwards,
  - after opening, door should not cover light switches,
  - doors should open onto an empty wall,
  - doors should not be located too close to each other (otherwise they will collide while opening).



## Select the right door frame

- Before buying the door check the thickness of the wall and measure the wall opening.
- An expert from Blog Porta will tell you how to do it.
- At this stage, we also encourage you to use the service of Authorized Installation Group, which will perform professional measuring and select the appropriate door frame.



NON-REBATED



REBATED

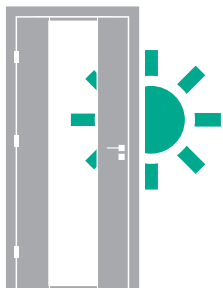
## Decide: rebated or non-rebated?

- Choosing the non-rebated models you will give your interiors more stylish and modern character. Moreover, thanks to hidden hinges, the door frame and the door leaf constitute a uniform, aesthetic surface.
- Thanks to the rebated door you can emphasise the classic style of the room.




## Match the door to the style and details of your apartment

- Pay attention to the colour and structure of furniture and floor so that you can match the door - on the basis of similarity or contrast. Both solutions are attractive.
- The color of the hinges must fit the door handle and the face of the lock.
- Check the collection of accessories at our website.



## Light up the room

- When there is no direct light access then choose doors with glazing.
- Glazing lights up interiors, it also gives the door lightness and elegance.
- We use tempered glass in our doors, it is virtually impossible to break them or so called safety glazing, that disintegrate into harmless small pieces after being hit.



## Consider economical solutions

- If you don't want the door to dominate a small space of your flat, then you can choose sliding doors.
- Porta offers various solutions: in-wall KOMPAKT system and on-wall PORTA, METAL and ALU systems.



## Keep consistency

- Remember that doors in the apartment should be from the same collection and be in the same finish (veneer, door handles).
- Keep the same height - so that they look good.



## Adapt doors to fit your needs

- in case of a bedroom choose solid doors - they guarantee privacy and thanks to a better acoustic isolation they also enhance relaxation and sleeping comfort,
- in case of a children room we recommend door from Porta VECTOR collection, they can be painted in any RAL range colour and decorated with a milling pattern designed by yourself.
- bathroom door should have a lock with a rosette and should open outwards, so that, in the case of an accident, they can be easily opened from the outside.
- Make sure that your doors guarantee proper air circulation. You can choose between ventilation grille, ventilation sleeves and ventilation undercut.



[www.portadoors.com](http://www.portadoors.com) | [info@porta.com.pl](mailto:info@porta.com.pl)



Porta KMI Poland Sp. z o. o. Sp. K.  
Szkolna 54, 84-239 Bolszewo, Poland,  
tel. +48 / 58 677 81 00, fax +48 / 58 677 81 99